

**LESSON 6.3**

**Practice A**

For use with pages 371–379

If you turn this in on time: do the odds.  
 If you turn this in late or you are doing it over: do the evens.

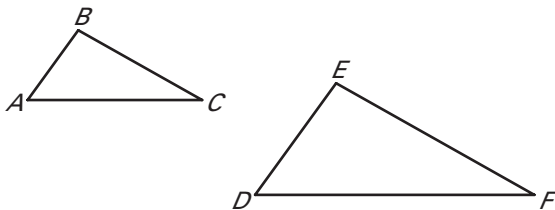
List all pairs of congruent angles for the figures. Then write the ratios of the corresponding sides in a statement of proportionality.

Student score:  
 How well do you feel you understand this learning target:

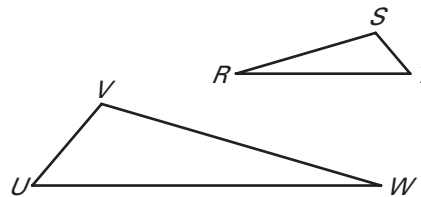
A  
 B  
 C  
 D  
 F

Teacher Score:

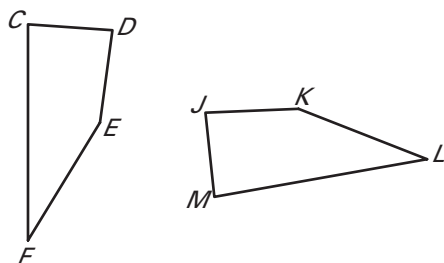
1.  $\triangle ABC \sim \triangle DEF$



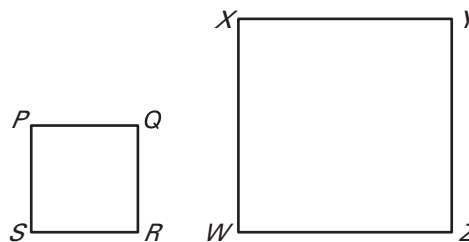
2.  $\triangle RST \sim \triangle WVU$



3.  $CDEF \sim MJKL$

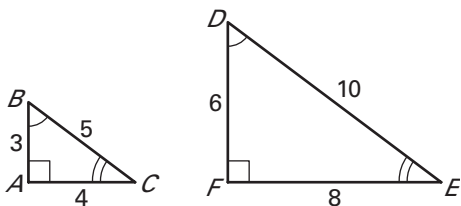


4.  $PQRS \sim ZWXY$

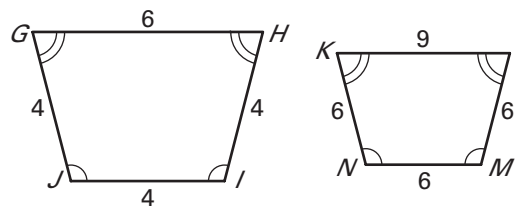


Determine whether the polygons are similar. If they are, write a similarity statement and find the scale factor.

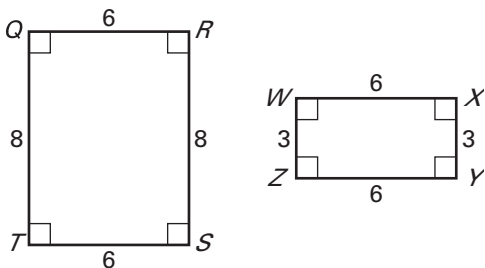
5.



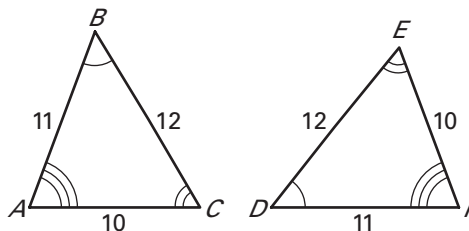
6.



7.



8.

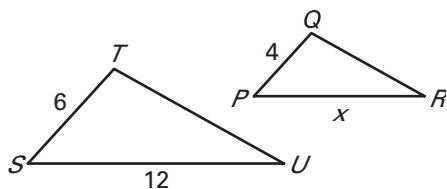


Copyright © by McDougal Littell, a division of Houghton Mifflin Company.

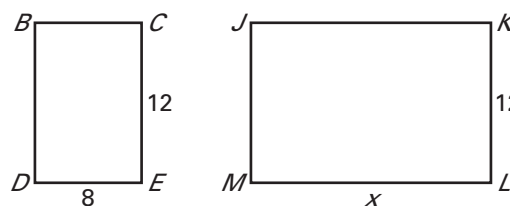
**LESSON 6.3** **Practice A** *continued*  
For use with pages 371–379

The polygons are similar as indicated. Find the value of  $x$ .

9.  $\triangle STU \sim \triangle PQR$

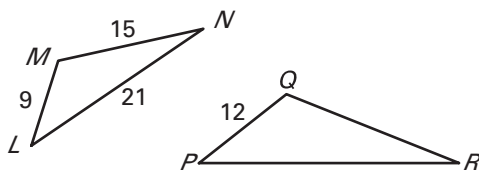


10.  $BCDE \sim KLMJ$

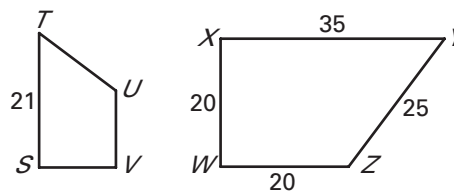


Use the similarity statement to find the scale factor of the polygon on the left to the polygon on the right. Then find the perimeter of each polygon.

11.  $\triangle LMN \sim \triangle PQR$

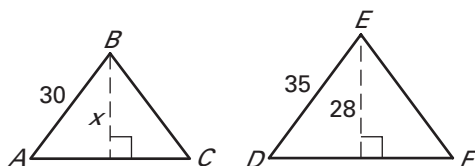


12.  $STUV \sim XYZW$

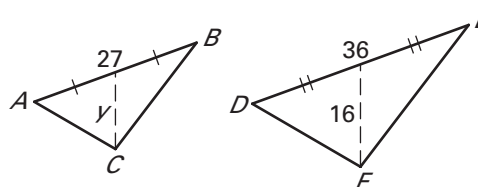


In the figure,  $\triangle ABC \sim \triangle DEF$ . Indicate what type of special segments are shown as dashed lines. Then find the value of the variable.

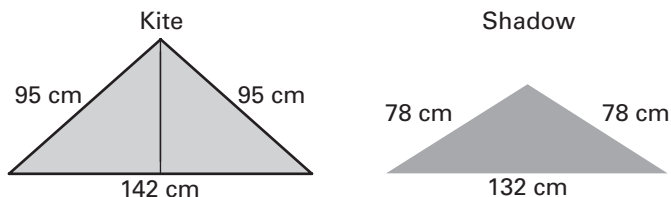
13.



14.



15. **Kites** You are flying a kite on a sunny day. The kite has the side lengths shown in the figure below at the left. The kite's shadow has the side lengths shown in the figure below at the right.



Is the shadow similar to the kite? *Explain* your reasoning.

